


# WATER LEAK DETECTION



Water leak detection is one of the easiest ways to reduce water waste. Slow drips of water can add up quickly. Even small leaks can add up to thousands of gallons of water waste annually. If the drip is on the hot water side, you are also paying for wasted energy. By not repairing leaks, you not only waste water and energy, but you may also be subjecting your home and personal belongings to severe water damage. Identifying and repairing water leaks is a great way to reduce the amount of water that is wasted in your home. And remember, repairing water leaks will always save you money.

## Water Meter Leak Detection




Often customers are not aware they can check for water leaks using the water meter at their home or business. All newer water meters have a triangle leak detection hand on the meter face.

How to use the leak detection hand on the water meter:

- Turn off all water fixtures in your house, including humidifiers, air conditioners and ice makers.
- Locate the water meter.
- Watch the low-flow indicator on your water meter. If the red triangle is moving counter clockwise, you have a leak.

## Leaky Faucets

These pictures illustrate how much water is wasted from dripping or running taps. If you have leaks, have them repaired at once. Your water meter measures all water used, even steady drips, and you will be charged for the amount of water you use.

DRIP	DRIBBLE	DROOL
		
<p><b>Drip:</b> A 1mm stream* wastes 100 liters of water in 24 hours, or 3,000 liters in one month. That's 750 gallons and \$7.31/month.</p> <p>*Approximate width of the tip of a ball point pen</p>	<p><b>Dribble:</b> A 1.5mm stream wastes 400 liters in 24 hours, or 12,000 liters in one month. That's 3,000 gallons and \$29.22/month.</p>	<p><b>Drool:</b> A 3mm stream wastes 1,600 liters in 24 hours, or 48,000 liters in one month. That's 12,000 gallons and \$116.88/month.</p>


## Toilet Leak Detection

Toilet leaks can range from small to large, constant to random. Many are silent. Leaks in a toilet can double or even triple your overall water consumption in a single month by washing away thousands of liters of water.

If you hear the sound of running water or a faint hissing or trickling, your toilet may not be working properly and may need repairs. But many times, water flows through the tank silently, which is why toilet leaks are often overlooked

Checking your toilet several times a year for leaks and making repairs quickly means savings on water usage and wastewater treatment.

## Monitoring Water use



Most of us already subconsciously monitor our water usage. After all, you know something is wrong when you get a higher than usual bill, right? The key is to determine if it a seasonal change or a leak. We also need to be aware that some leaks can “sneak up” on us, starting slowly, with no signs, and before you know it you have the biggest trees in the neighbourhood and your water bill is \$700 a month!

### *Did You Know*

- A leak of one drop per second wastes 10,000 litres of water per year.
- Fixing a toilet that silently leaks can save you up to 500 gallons of water per day.
- Installing high efficiency plumbing fixtures and appliances can help a typical family of four reduce indoor water use by one-third.
- The average family of four in Canada consumes 35 cubic meters (7,900 gallons) of water per month. Use your meter to find out how much you consume. Knowing how to read your meter allows you to monitor your water consumption and detect leaks in your plumbing.
- A new Ultra Low Flow toilet uses six litres per flush while the older flush toilet use 18 litres.
- Replace your 20 liter per minute showerhead with a low flow nine and a half litre per minute showerhead and you will use less than half the water.
- Heating water accounts for 19 per cent of home energy use.
- Homes and farms that institute broad water efficiency programs have been able to reduce overall water use by up to 20 percent, not only conserving water supplies and reducing water pollution but also cutting costs for new water treatment facilities.

## WHAT CAN YOU DO?

The Town of Morris encourages the conservation of water by all customers. Reducing your water usage will help to lower your bill and is beneficial to the environment. Here are some ways that you can conserve water:



### ***In the Bathroom....***

- Do not use the toilet as a wastebasket. Each time you flush, up to seven gallons are used.
- Do not let the faucet run while shaving or brushing teeth.
- Place an item such as a plastic bottle filled with sand inside your toilet tank. This displaces water and can save gallons every day.
- Insulate pipes to get hot water faster, so less water is wasted.
- Install water saving showerheads or flow restrictions. Install faucet aerators, which will reduce water by mixing water and air.
- Before pouring water down a drain, consider other uses for it, such as watering a plant or garden.

### ***Outdoors...***

- Water your lawn only when needed. If the grass springs back up after stepping on it, it does not need watering. Water during the cool parts of the day. Deep-soak your lawn so that the water soaks down to the roots. A light sprinkling will only evaporate and cause shallow root systems, which will require more and more watering. (Avoid mist-head sprinklers as they allow too much water to evaporate.)
- Keep grass 1 1/2" to 2" long to develop deeper roots, which will require less watering.
- Sweep driveways, patios and walks with a broom rather than hosing them down.
- Wash the car from a bucket, or consider using a commercial car wash that recycles water.
- When using a hose, control the flow with an automatic shutoff nozzle.
- Avoid purchasing water toys that require a constant stream of water.
- Always check for leaks in pipes, hoses, faucets and couplings.
- Buckets placed under down spouts can collect rainwater for plants or cleaning projects.
- Use water from dehumidifiers for plants.
- Use a swimming pool cover to reduce evaporation by 90%. Approximately 1000 gallons of water evaporates from an uncovered pool each month.


### ***In the Kitchen...***

- Operate the dishwasher only when completely full.
- Use steamers or cover food in a pan with a minimal amount of water. Use a tight lid to conserve moisture.
- Thaw frozen foods in advance in the fridge to eliminate thawing under warm water.
- Keep a container of water in the fridge rather than letting water run to get a cold drink.
- To clean vegetables, use the sink or a bowl of water. Scrub with a vegetable brush and turn on the water for a quick rinse.
- When hand washing dishes, rather than spraying or running the tap to rinse, use a pan of hot water which can later be used for plants or other cleaning projects.

### ***In the Laundry...***

- Use the appropriate water level or load size selection on the washing machine.
- Wash full loads whenever possible.

### **A FINAL NOTE**



Remember, leaks don't go away on their own, they only get worse with time. They can cause property damage and can become expensive to repair. Take care of leaks as soon as they are identified, It saves water, money, and limits the complications of water damage. If you're going to be gone for an extended period of time, you might consider shutting off your main water line. This should reduce the likelihood that a leak will cause damage while you're away.